

Barres	D (mm)		
	374 34 (18 x 4)	374 18 (25 x 5)	374 19 (32 x 5)
lcc crête	1000	1200	1500
l _{pk} en (kA)	700	1000	1200
	550	750	950
	400	600	750
	350	500	650
	250	350	450
	200	300	400
	200	250	300
	150	200	250
	150	200	250

XL³ 400

XL³ 800

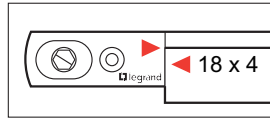
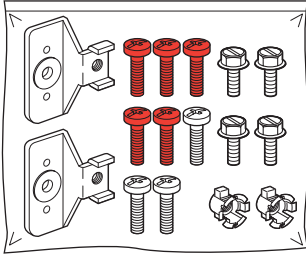
373 14

XL³ 800

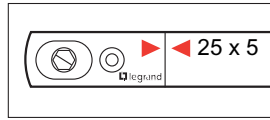
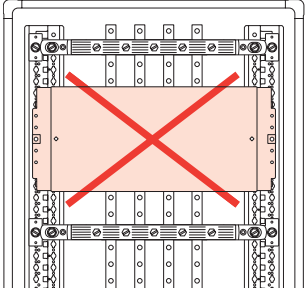
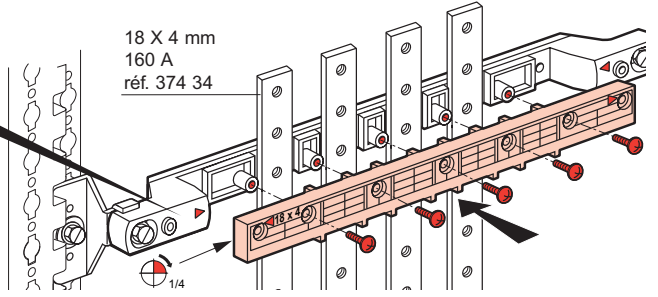
373 14

XL³ 4000

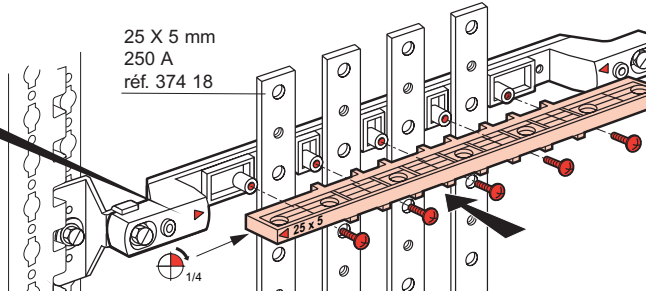
373 14



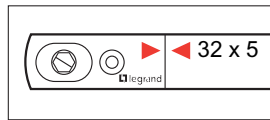
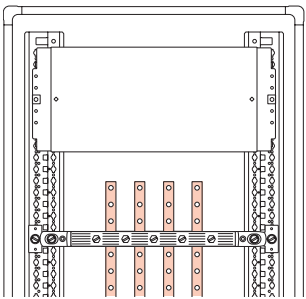
18 X 4 mm
160 A
réf. 374 34



25 X 5 mm
250 A
réf. 374 18



XL³ 400 : 202 07/20/21/22/23/24 - 202 41/42
XL³ 800/4000 : 206 41/42/43/44/45



32 X 5 mm
400 A
réf. 374 19

