
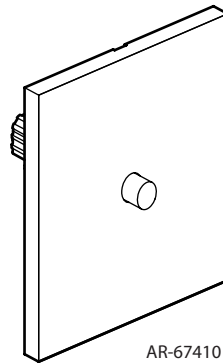


Epure Style Control units

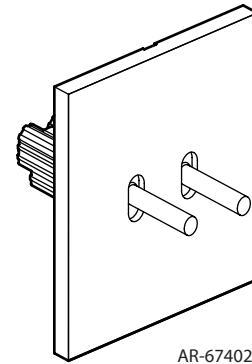
Cat. No(s): AR-67301/02/04/06/07/08/10/11/12/15/17/20 - AR-67401/02/04/06/07/08/10/11/12/15/17/20
AR-67501/02/04/06/07/08/10/11/12/15/17/20 - AR-67601/02/04/06/07/08/10/11/12/15/17/20
AR-67701/02/04/06/07/08/10/11/12/15/17/20 - AR-67801/02/04/06/07/08/10/11/12/15/17/20
AR-67901/02/04/06/07/08/10/11/12/15/17/20



AR-67401



AR-67410



AR-67402

1. USE

Switches available with cylindrical toggle control units or with round pushbutton control units.

Mechanisms supplied with protection cover.

To be installed in flush-mounting box depth min. 40 mm.

2. RANGE

Cylindrical toggle control units

AR-67401 AR-67501 AR-67601 AR-67701 AR-67301 AR-67801 AR-67901	<ul style="list-style-type: none"> ○ Brushed steel ● Satin steel ○ Mirror-polished steel ○ Mirror-polished gold ● Bronze ● Matt black ○ Satin white 	10 AX 2-way switch
AR-67415 AR-67515 AR-67615 AR-67715 AR-67315 AR-67815 AR-67915	<ul style="list-style-type: none"> ○ Brushed steel ● Satin steel ○ Mirror-polished steel ○ Mirror-polished gold ● Bronze ● Matt black ○ Satin white 	6 A pushbuttons
AR-67407 AR-67507 AR-67607 AR-67707 AR-67307 AR-67807 AR-67907	<ul style="list-style-type: none"> ○ Brushed steel ● Satin steel ○ Mirror-polished steel ○ Mirror-polished gold ● Bronze ● Matt black ○ Satin white 	10 AX Illuminated 2-way switch*
AR-67417 AR-67517 AR-67617 AR-67717 AR-67317 AR-67817 AR-67917	<ul style="list-style-type: none"> ○ Brushed steel ● Satin steel ○ Mirror-polished steel ○ Mirror-polished gold ● Bronze ● Matt black ○ Satin white 	6 A Illuminated pushbuttons*
AR-67402 AR-67502 AR-67602 AR-67702 AR-67302 AR-67802 AR-67902	<ul style="list-style-type: none"> ○ Brushed steel ● Satin steel ○ Mirror-polished steel ○ Mirror-polished gold ● Bronze ● Matt black ○ Satin white 	10 AX 2-gang 2-way switches

2. RANGE (continued)

Cylindrical toggle control units

AR-67412 AR-67512 AR-67612 AR-67712 AR-67312 AR-67812 AR-67912	<ul style="list-style-type: none"> ○ Brushed steel ● Satin steel ○ Mirror-polished steel ○ Mirror-polished gold ● Bronze ● Matt black ○ Satin white 	6 A 2-gang pushbuttons
AR-67404 AR-67504 AR-67604 AR-67704 AR-67304 AR-67804 AR-67904	<ul style="list-style-type: none"> ○ Brushed steel ● Satin steel ○ Mirror-polished steel ○ Mirror-polished gold ● Bronze ● Matt black ○ Satin white 	10 AX Two 2-way switches
AR-67406 AR-67506 AR-67606 AR-67706 AR-67306 AR-67806 AR-67906	<ul style="list-style-type: none"> ○ Brushed steel ● Satin steel ○ Mirror-polished steel ○ Mirror-polished gold ● Bronze ● Matt black ○ Satin white 	10 AX Three 2-way switches
AR-67408 AR-67508 AR-67608 AR-67708 AR-67308 AR-67808 AR-67908	<ul style="list-style-type: none"> ○ Brushed steel ● Satin steel ○ Mirror-polished steel ○ Mirror-polished gold ● Bronze ● Matt black ○ Satin white 	10 AX Four 2-way switches
AR-67420 AR-67520 AR-67620 AR-67720 AR-67320 AR-67820 AR-67920	<ul style="list-style-type: none"> ○ Brushed steel ● Satin steel ○ Mirror-polished steel ○ Mirror-polished gold ● Bronze ● Matt black ○ Satin white 	6 AX Roller blind controls (fixed position mechanism)

*Fibre optic indicator integrated in the toggle.
Blue LED.

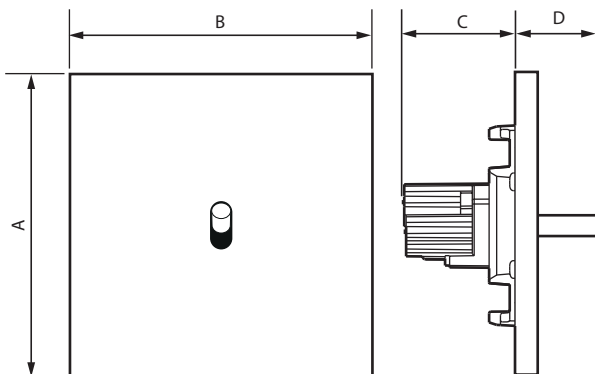
2. RANGE (continued)

Round pushbutton control units

AR-67410	○ Brushed steel	2 A pushbuttons
AR-67510	● Satin steel	
AR-67610	○ Mirror-polished steel	
AR-67710	● Mirror-polished gold	
AR-67310	● Bronze	
AR-67810	● Matt black	
AR-67910	○ Satin white	
AR-67411	○ Brushed steel	2 A illuminated pushbuttons with 230 V indicator
AR-67511	● Satin steel	
AR-67611	○ Mirror-polished steel	
AR-67711	● Mirror-polished gold	
AR-67311	● Bronze	
AR-67811	● Matt black	
AR-67911	○ Satin white	

Note: Other finishes and configurations are provided, see technical data sheet F02217EN.

3. DIMENSIONS (mm)



Cat. Nos	A	B	C	D
AR-67301/07/15/17 AR-67401/07/15/17 AR-67501/07/15/17 AR-67601/07/15/17 AR-67701/07/15/17 AR-67801/07/15/17 AR-67901/07/15/17	80	80	29.7	21.5
AR-67302/12 - AR-67402/12 AR-67502/12 - AR-67602/12 AR-67702/12 - AR-67802/12 AR-67902/12	80	80	29.7	21.5
AR-67304/06 - AR-67404/06 AR-67504/06 - AR-67604/06 AR-67704/06 - AR-67804/06 AR-67904/06	151	80	29.7	21.5
AR-67308 - AR-67408 - AR-67508 AR-67608 - AR-67708 - AR-67808 AR-67908	151	80	29.7	21.5
AR-67320 - AR-67420 - AR-67520 AR-67620 - AR-67720 - AR-67820 AR-67920	80	80	29.7	21.5
AR-67310/11 - AR-67410/11 AR-67510/11 - AR-67610/11 AR-67710/11 - AR-67810/11 AR-67910/11	80	80	29.7	9.5

4. INSTALLATION

ART d'Arnould electrical wiring accessories are supplied with long fixing screws which can be cut at several points to adapt the screw length to the box flush-mounting depth in the wall.

If ART d'Arnould wiring accessories are being mounted in thick surfaces such as tiles, marble, wainscot panelling with flush-mounting boxes chased deep into the wall, the whole screw length can be used to fix the wiring accessory.

If ART d'Arnould wiring accessories are being installed in walls with non-projecting flush-mounting boxes (masonry walls, dry partitions), the screws which can be cut at several points to shorten the thread.

To protect the products, it is essential to install them: once all surface coatings are completely dry, in a dry, non-aggressive environment, indoors only.

It is recommended that you install the plates only after the wall coatings have been completely finished (paint, fabrics, etc.).

Dismantling:

The plates can be dismantled by inserting the tip of a screwdriver in a purpose-designed notch on the sides of the plate and using it as a lever to unclip it from the fixing points.

Once the plate has been lifted off the wall slightly, just slide your fingers between the plate and the wall to gently remove the plate.

Take care not to pull too hard on the plate, to avoid breaking the fixing clips.

5. CONNECTION

Terminal type: with screws

Capacity: 2 x 1.5 mm²

Stripping length: 11 mm

Compatible flexible or rigid cable

Screwdriver: 4 mm flat

6. TECHNICAL CHARACTERISTICS

6.1 Mechanical characteristics

Impact test: IK 02

Ingress of solids/liquids: IP 20

6.2 Material characteristics

• Decorative brass + varnish:

Cat. Nos. 67301/02/04/06/07/08/10/11/12/15/17/20

Cat. Nos. 67401/02/04/06/07/08/10/11/12/15/17/20

Cat. Nos. 67501/02/04/06/07/08/10/11/12/15/17/20

• Decorative brass:

Cat. Nos. 67601/02/04/06/07/08/10/11/12/15/17/20

Cat. Nos. 67701/02/04/06/07/08/10/11/12/15/17/20

• Brass + paint:

Cat. Nos. 67801/02/04/06/07/08/10/11/12/15/17/20

Cat. Nos. 67901/02/04/06/07/08/10/11/12/15/17/20

Self-extinguishing:

850°C/30 s for insulating components holding live parts in place

650°C/30 s for other insulating components

6.3 Electrical characteristics

Voltage: 250 V~

Frequency: 50/60 Hz

Indicator: 230 V~ - 1.9 mA

For current 6 AX and 10 AX: Max. power for self-ballasted lamps: 100 W

6.4 Climate characteristics

Storage temperature: - 10°C to + 70°C

Operating temperature: - 5°C to + 35°C

7. CARE

Clean and dust using a soft, damp cloth (dampened with water) or wipes impregnated with a product containing less than 5% alcohol and anionic surfactant.

Caution: Always test before using other special cleaning products.

Banned products

- Solvents, various essential oils, paint, or adhesive tape,
- Scouring powders (because are abrasive),
- Products containing bleach,
- Special products for stainless steel,
- Renovators (because they often contain abrasives and chemical agents),
- Splashes or fumes from floor, paint, or wood stripping products, etc.

Caution: Always test before using other special cleaning products. Any mechanical attack or foreign object (screwdriver, etc.) striking the surface of the plate would damage the finish and therefore also the surface treatment.

8. REFERENCE CODES FOR COMPLETE MECHANISMS

Type references	Finish	Characteristics	Terminals	Control	Indicator
A or D	Chrome-plated, black, gold-plated, white	10 AX - 250 V~	st	T	-
B or E or H or I		6 A - 250 V~	st	TM	-
C		2 A - 250 V~	st	PBM	-
F		10 AX - 250 V~	slt	R	-
G		6 A - 250 V~	slt	RM	-
A or D		10 AX - 250 V~	st	T	yes
B or E or H or I		6 A - 250 V~	st	TM	yes
C		2 A - 250 V~	st	PBM	yes
F		10 AX - 250 V~	slt	R	yes
G		6 A - 250 V~	slt	RM	yes

st: screw terminal

slt: screwless terminal (rigid)

T: with toggle

TM: momentary contact toggle

PMB: momentary contact pushbutton

R: rocker

RM: momentary contact rocker

9. STANDARDS AND APPROVALS

NF certified

Compliant with installation and manufacturing standards. See e.catalogue.