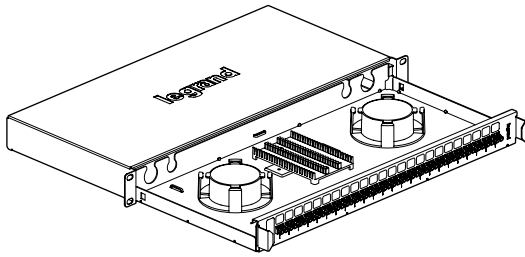
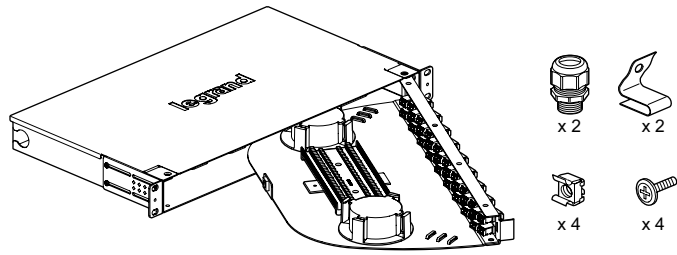


Fibre optic drawer

Cat. No(s): 0 321 61/62/63/64/65/66/67- 0321 71/72/73/74



0 321 61/62/63/64/65/66/67



0321 71/72/73/74

1. USE

Metal 19" pre-equipped fibre optic drawers, 4 cable entries, supplied with screw fixing kit, 2 cable glands (Ø 13.5 and 16 mm), coiling system and splicing cassette.

Panel and optical ports marked on dedicated marking area.

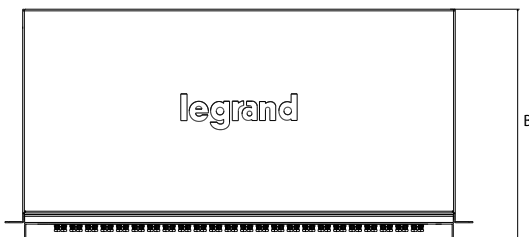
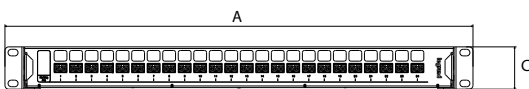
Sliding: end stop at a 30° angle for easier wiring.

Rotating: supplied with left-to-right opening, reversible.

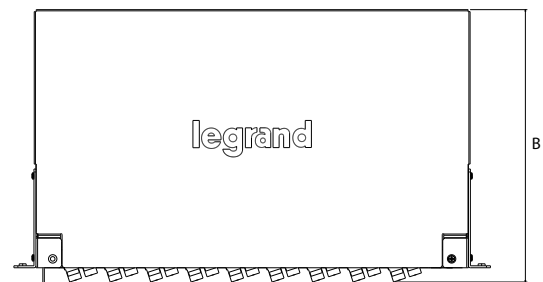
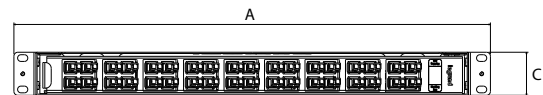
2. RANGE

0 321 61	12 SC	Multi-mode Duplex	Beige
0 321 62	24 LC	Multi-mode Duplex	Beige
0 321 63	24 ST	Multi-mode	-
0 321 64	12 SC	Single-mode Duplex	Blue
0 321 65	24 LC	Single-mode Duplex	Blue
0 321 66	12 SC APC	Single-mode Duplex	Green
0 321 67	24 LC APC	Single-mode Duplex	Green
0 321 71	36 LC	Multi-mode Duplex	Beige
0 321 72	18 SC	Multi-mode Duplex	Beige
0 321 73	36 LC	Single-mode Duplex	Blue
0 321 74	18 SC	Single-mode Duplex	Blue

3. DIMENSIONS (mm)



0 321 61/62/63/64/65/66/67

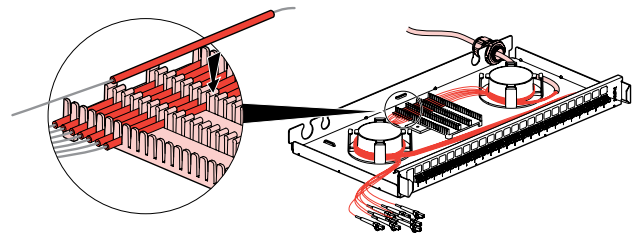


0 321 71/72/73/74

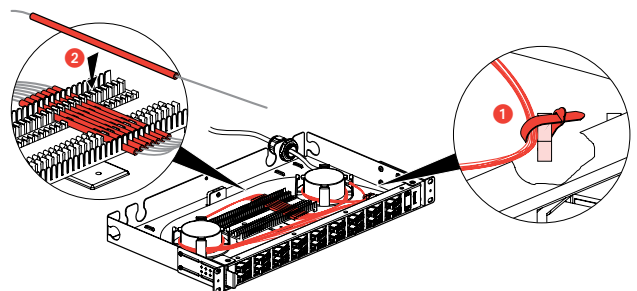
Cat. Nos.	A	B	C
0 321 61/62/63/64/65/66/67	482.6	238.6	43.6
0 321 71/72/73/74	482.6	275.8	43.6

4. CONNECTION

Straight panel



Rotating panel



5. TECHNICAL CHARACTERISTICS

5.1 Drawer characteristics

Sliding:

Depth: 220 mm, height 1 U

Maximum capacity:

48 LC connectors

24 SC connectors

24 ST connectors

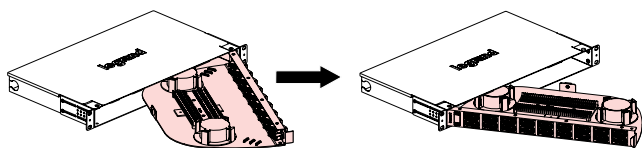
Rotating:

Depth: 260 mm, height 1 U

Maximum capacity:

72 LC connectors

36 SC connectors



Supplied with screws and wiring accessories:

- For fixing in the 19" rack:

4 screws and nuts/4 screws

- For the fibre optic cable:

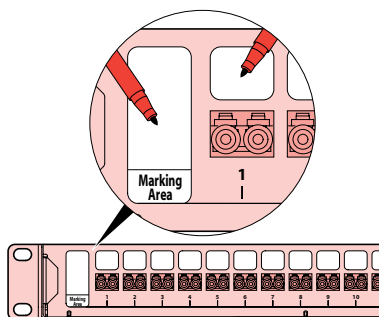
2 cable glands (1 x PG16/1 x PG13.5)

2 accessories for coiling the fibres

1 drawer holder for fixing on the rack

1 splice holder, fitted but repositionable

Marking and identifying ports



5. TECHNICAL CHARACTERISTICS (continued)

5.2 Connector characteristics

ST connector

- Helical shape

- Locked by "push and turn" bayonet type connector

Single-mode - multi-mode SC connector

- Rectangular shape

- "Push-pull" latch type locking

- Suitable for a large number of active devices

- Recommended in the generic standards ISO/IEC 11801 and EN 50173

LC connector

- Rectangular shape

- Tab locking

- Dimension: Half the size of a conventional SC connector

Single-mode SC/APC connector

- Rectangular shape

- "Push-pull" latch type locking

- Endurance (500 insertions): maximum increase of 0.2 dB

- Suitable for a large number of active devices

- Recommended in the generic standards ISO/IEC 11801 and EN 50173

Protection class: IP 20

Impact resistance: IK 40

6.3 Climate characteristics

Storage and operating temperature: -10°C to +60°C